

DON'T WANT TO READ A COMPLICATED DIAGRAM TO FIND AN IGNITION POINT?



**YOU DON'T HAVE TO!
MAKE YOUR LIFE EASIER WITH**

EasyAS

IGNITION SENSING RELAY 12/24V

EasyAS takes the hassle out of those hard to find ignition points.



Saves that hour probing around for a point



No need to run a cable to a known source



No risk of accidentally loading an ECU or Canbus line

P/N: 250165



HARD-TO-FIND IGNITION SOURCES ARE A THING OF THE PAST WITH THE NEW GSL EASYAS!



Finding a suitable ignition source in modern vehicles can be difficult, time consuming and expensive, and at worst it can be disastrous as errors through backprobing or loading sensitive circuits in modern Canbus vehicles can cause critical damage to sensitive equipment and computers.

A few products have been developed to try and solve this problem, but these have been expensive and difficult to fit. Determined to provide a solution, the engineers at GSL Electronics have developed an easy to fit alternator sensing ignition source relay, or EasyAS for short. Unique and patented technology embedded in EasyAS monitors electrical waveforms and can sense when an alternator is operating, and therefore indicate that the vehicle's engine is running. This intelligence allows a simple relay switch to power all-manner of electrical accessories in any vehicle without interfering with the original equipment wiring.

All EasyAS requires is a positive battery current source and it operates on 12V or 24V.

It works with all modern vehicles including those fitted with smart alternators. The GSL EasyAS has a simple 3 wire connection that consists of battery, earth and signal (accessory) wires.

Designed to fit into a standard four or five-pin relay holder, it can be fitted within minutes, in any small space under the bonnet or close to the accessory. The electronics are sensitive and dependable enough that it can be fitted at the rear of a trailer or caravan and provide a reliable ignition source signal without the need to run metres of additional cable.

IGNITION SENSING RELAY 12/24V

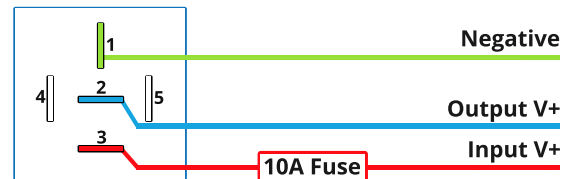


EasyAS - Specifications	
Voltage	12V/24V
Current	8A
Dimensions (mm)	80 x 30 x 30 (H x W x D)

P/N: 250165

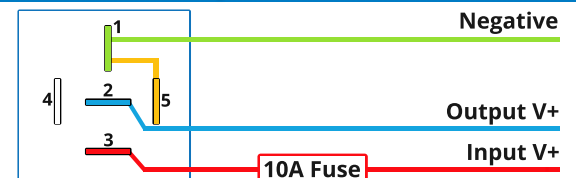
EasyAS - Wiring Guide

EasyAS - 1,2,3 Setup




As simple as 1, 2, 3. In this mode the EasyAS will detect when the alternator is charging and turn on. Wire Pin 2 to the device you want to turn on. Easy as that.

EasyAS - VSR Mode



If the alternator can't be sensed. (i.e. going through a voltage converter or booster) then VSR mode can be an alternative. To get this mode connect Pin 5 to Negative. In this mode the switch will turn on above 13V and disconnect at 12.5V.

EasyAS - AS+ Remote On/Off



So you're happy with the alternator sensing but you wish you had a On/Off switch at the device or an override? Connect Pin 5 to Positive and now you are in AS+ mode. Now the unit will only turn ON the output when Pin 4 is connected to Positive and the alternator is charging. Leave Pin 4 Floating for output to be OFF.